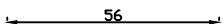
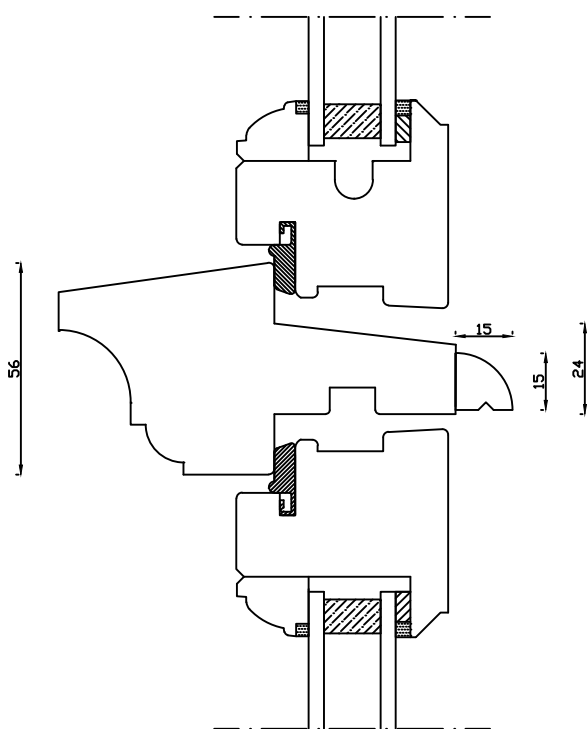


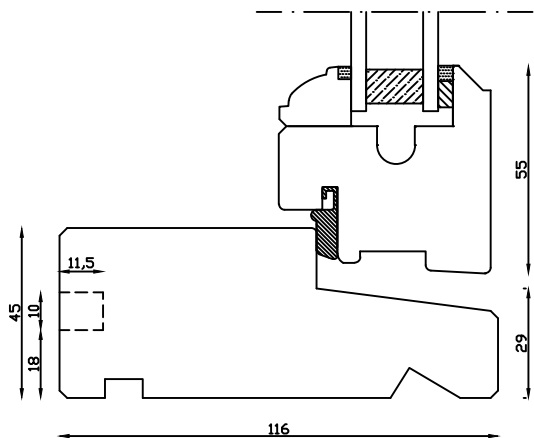
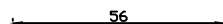
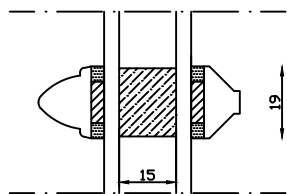
Indvendig



Det skrånede profil udv. ligner en kitkant



Udvendig



Mål: 1:2	Dato: 31.01.19	Tegn. nr.: 30.001	Model: Palæ
Rev. nr.: 2	Udarb. af: IS	Godkendt af: xxx	Betegnelse: Lodret snit